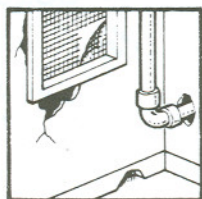
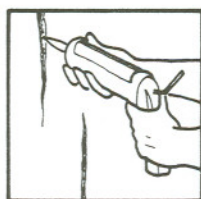



● **AIR OUT** closed sheds or buildings **FIRST**.

● **SEAL UP** so mice cannot get in.




REPAIR screens, holes, cracks, or any opening as small as a dime.



Use CAULK for cracks,



STEEL WOOL for larger holes




or use METAL SCREEN with 1/4" mesh.

● **TRAP UP** until all mice are gone.



Bait TRAP with PEANUT BUTTER.



Place TRAP on NEWSPAPER sprinkled with FLEA POWDER.



When a mouse is caught put on RUBBER GLOVES.



Soak mouse & TRAP with DISINFECTANT.




Roll up trap & mouse in newspaper. Put in TRASH BAG.

● **CLEAN UP** droppings and nests.

**DROPPINGS:**



Put on RUBBER GLOVES.



Soak droppings with DISINFECTANT.



Pick up soaked droppings with PAPER TOWELS.



Put PAPER TOWELS in TRASH BAGS & throw away.

**NESTS:**



Dust nest with FLEA POWDER.



Wait 1 day.

Put on RUBBER GLOVES.



Soak nest with DISINFECTANT.



Pick up soaked nest with PAPER TOWELS.




Put PAPER TOWELS in TRASH BAGS & throw away.

● **AIR OUT** closed sheds, buildings, & cabins.



Put on HEPA MASK.



Open doors & windows to AIR OUT.



Leave area for 1 hour.

Put on RUBBER GLOVES & clean up using DISINFECTANT.



Put soaked nests & droppings in TRASH BAGS & throw away.

FOR HANTAVIRUS PROTECTION you will need:

- CAULK, STEEL WOOL, & METAL SCREEN
- SPRING-LOADED MOUSE TRAPS
- PEANUT BUTTER or other bait
- NEWSPAPER
- FLEA POWDER
- RUBBER GLOVES
- DISINFECTANT: mix 1 1/2 cups BLEACH in 1 gallon WATER or use Lysol and other brands
- PAPER TOWELS
- TRASH BAGS
- HEPA MASK Important! Read information on back of pamphlet.
- And always WASH YOUR HANDS!



for more information call: 1•800•879•3421



## HEPA MASK

(High Efficiency Particulate Air)

When worn correctly a HEPA mask respirator traps particles in the air so you breathe in clean air. Check with your doctor before using any mask respirator. Beards and moustaches, missing dentures or the shape of your face can prevent a proper fit. For proper use and fit follow the manufacturer's instructions.




## SYMPTOMS OF HANTAVIRUS ARE:

- FEVER AND
- MUSCLE ACHES and possibly
- chills
- headache
- nausea
- vomiting
- diarrhea
- abdominal pain
- cough

If you have had contact with mice or their droppings and develop fever and muscle aches call a doctor immediately.

People have not gotten Hantavirus from other people.

## THREE WAYS TO PROTECT YOURSELF AND YOUR FAMILY FROM HANTAVIRUS



## FOLLOW THESE STEPS:

1. SEAL UP your home so mice don't get in.
2. TRAP UP mice until they are all gone.
3. CLEAN UP nests and droppings using disinfectant.



New Mexico Department of Health  
Division of Epidemiology  
1190 St. Francis Drive  
Santa Fe, New Mexico 87502

STOP  
HANTAVIRUS  
IN ITS  
TRACKS!